

# Principles of computers

First stage

Lecture

**Email**

By

Asst. lecturer Mohammed Qasim Obayes

[mohammed.qasim.obayes@uomus.edu.iq](mailto:mohammed.qasim.obayes@uomus.edu.iq)

2024-2025

## Mail

Electronic mail (email or e-mail) is a method of exchanging messages ("mail") between people using electronic devices., e-mail is a message that may contain text, files, images, or other attachments sent through a network to a specified individual or group of individuals.

- Gmail

Gmail is a free email service developed by Google. Users can access Gmail on the web and using third-party programs that synchronize email content through POP or IMAP protocols. Gmail started as a limited beta release on April 1, 2004 and ended its testing phase on July 7, 2009.

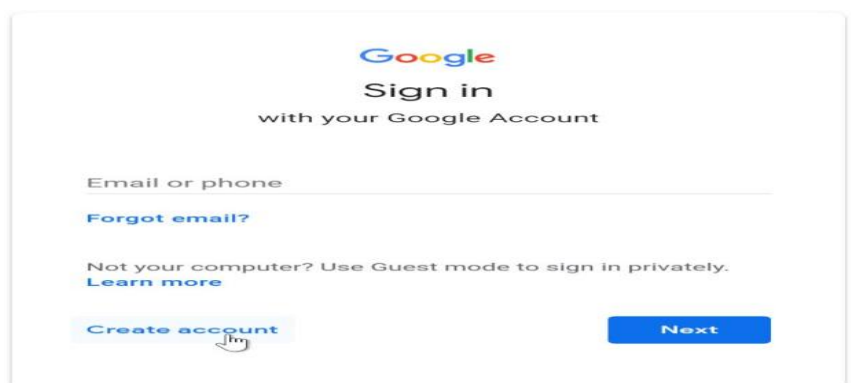


### Setting up a Gmail account

To create a Gmail address, you'll first need to create a Google account. Gmail will redirect you to the Google account sign-up page. You'll need to provide some basic information like your name, birth date, gender, and location. You will also need to choose a name for your new Gmail address. Once you create an account, you'll be able to start adding contacts and adjusting your mail settings.

To create an account:

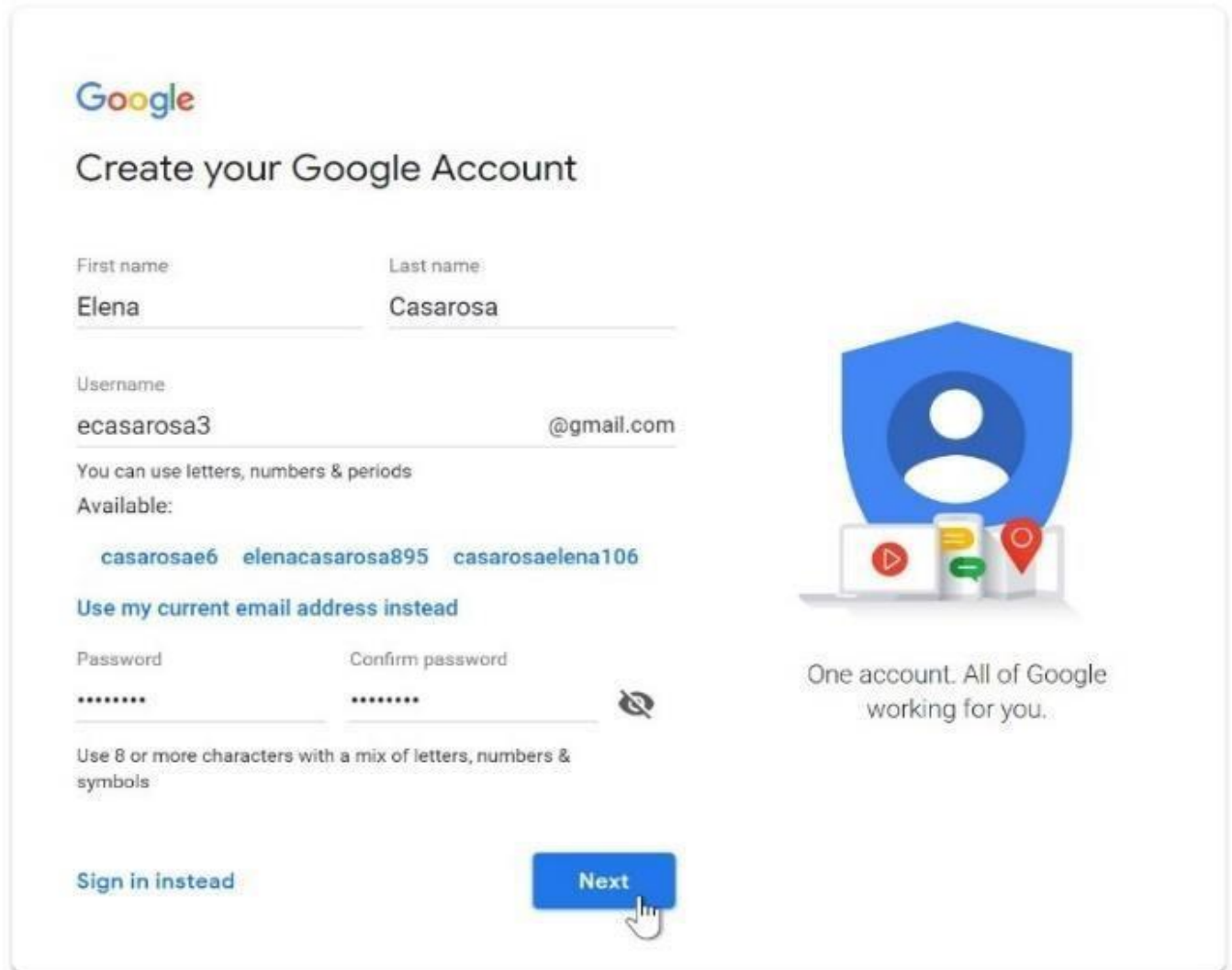
1. Go to [www.gmail.com](http://www.gmail.com).
2. Click Create account



3. The sign-up form will appear.

Follow the directions

by entering the required information.

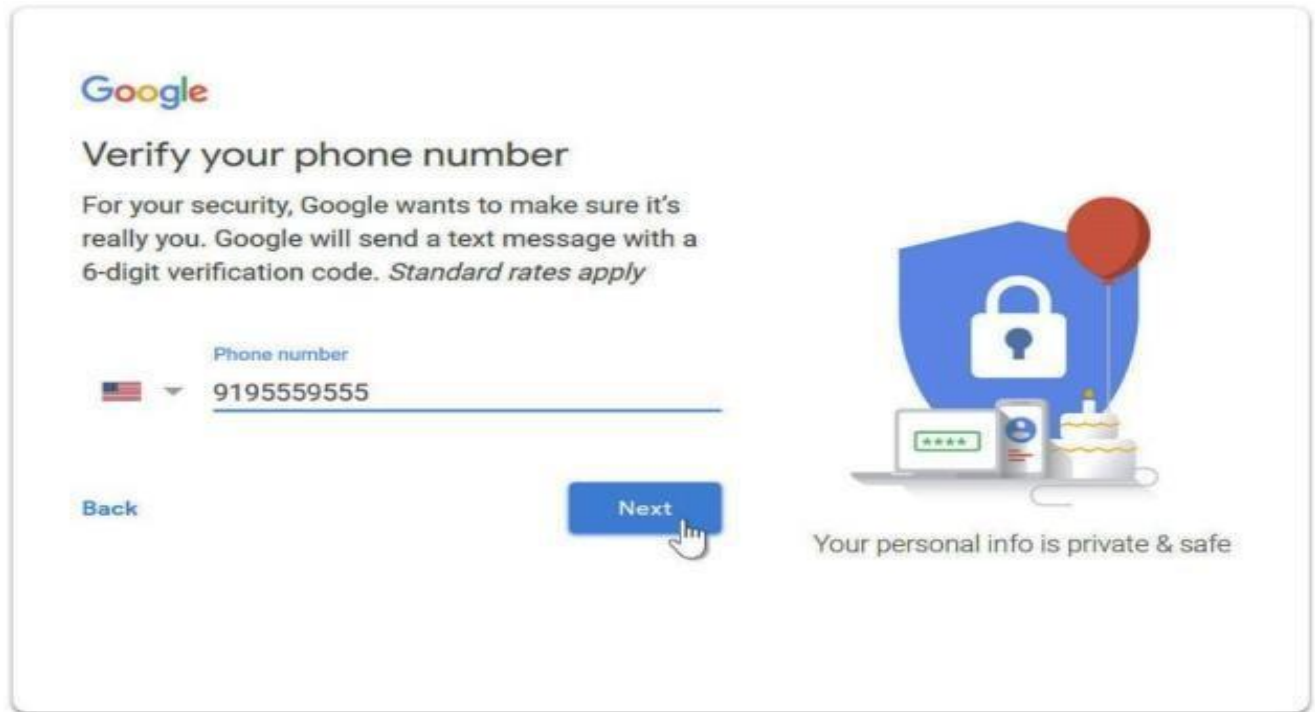


The screenshot shows the Google Account creation sign-up form. At the top is the Google logo and the heading "Create your Google Account". The form fields are as follows:

- First name:** Elena
- Last name:** Casarosa
- Username:** ecasarosa3 (with @gmail.com suffix)
- Available usernames:** casarosae6, elenacasarosa895, casarosaelena106
- Option:** Use my current email address instead
- Password:** (masked with dots)
- Confirm password:** (masked with dots)
- Instructions:** Use 8 or more characters with a mix of letters, numbers & symbols
- Buttons:** "Sign in instead" and "Next" (with a hand cursor icon over it)

On the right side of the form, there is a graphic of a blue shield with a white person icon, and below it, icons for YouTube, Gmail, and Google Maps. Below the graphic, the text reads: "One account. All of Google working for you."

4. Next, enter your phone number to verify your account. Google uses a two-step verification process for your security.



The image shows a Google account verification interface. At the top left is the Google logo. Below it, the heading "Verify your phone number" is displayed. A subtext explains: "For your security, Google wants to make sure it's really you. Google will send a text message with a 6-digit verification code. *Standard rates apply*". On the left, there is a dropdown menu for country codes with the US flag selected, and a text input field containing the phone number "9195559555". Below the input field are two buttons: "Back" on the left and "Next" on the right, with a hand cursor pointing at the "Next" button. On the right side of the screen, there is an illustration featuring a blue shield with a white padlock, a red balloon, a laptop showing a green checkmark, a smartphone, and a birthday cake. Below this illustration, the text "Your personal info is private & safe" is written.

5. You will receive a text message from Google with a verification code. Enter the code to complete the account verification.
6. Next, you will see a form to enter some of your personal information, like your name and birthday.
7. Review Google's Terms of Service and Privacy Policy, then click I agree.
8. Your account will be created.



## Privacy and Terms

We also combine this data among our services and across your devices for these purposes. For example, depending on your account settings, we show you ads based on information about your interests, which we can derive from your use of Search and YouTube, and we use data from trillions of search queries to build spell-correction models that we use across all of our services.

### You're in control

Depending on your account settings, some of this data may be associated with your Google Account and we treat this data as personal information. You can control how we collect and use this data now by clicking "More Options" below. You can always adjust your controls later or withdraw your consent for the future by visiting My Account (myaccount.google.com).

MORE OPTIONS ▾

Cancel

I agree



You're in control of the data we collect & how it's used

Gmail Images



**Elena Casarosa**

ecasarosa3@gmail.com

Privacy

Google Account

Add account

Sign out



Thank You!

