



Al-Mustaqbal University

College of Engineering & Technology

Biomedical Engineering Department

Subject Name: Statics

1st Class, First Semester

Subject Code: [UOMU011011]

Academic Year: 2024-2025

Lecturer: Dr. Ali Kamil Kareem

Email: ali.kamil.kareem@uomus.edu.iq

Lecture No.:- 9

Lecture Title: [Moments of Inertia]



Moment of Inertia

Academic Resource Center

What is a Moment of Inertia?

- It is a measure of an object's resistance to changes to its rotation.
- Also defined as the capacity of a cross-section to resist bending.
- It must be specified with respect to a chosen axis of rotation.
- It is usually quantified in m^4 or kgm^2

Quick Note about Centroids....

- The centroid, or center of gravity, of any object is the point within that object from which the **force of gravity appears to act**.
- An object will remain at rest if it is balanced on any point along a vertical line passing through its center of gravity.

and more...

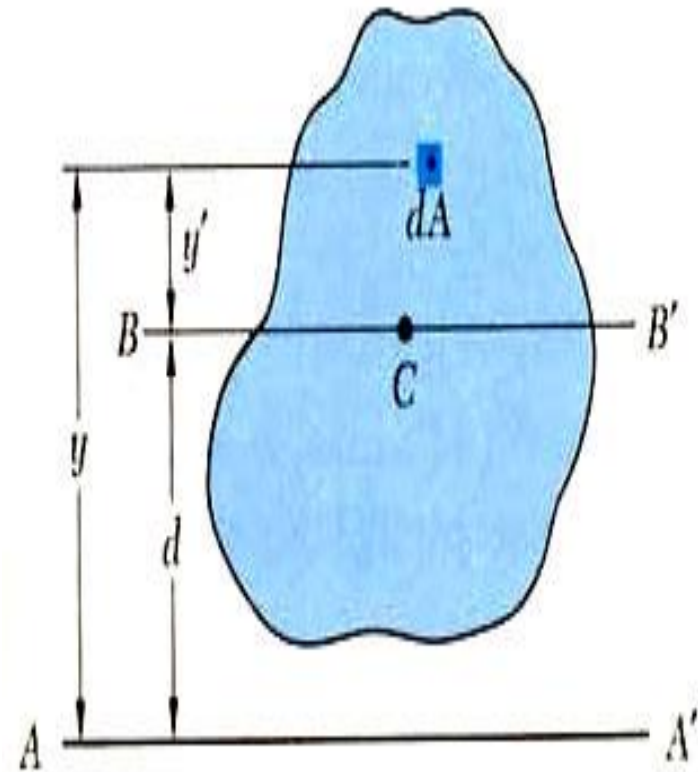
- The centroid of a 2D surface is a point that corresponds to the center of gravity of a very thin homogeneous plate of the same area and shape.
- If the area (or section or body) has one line of symmetry, the centroid will lie somewhere along the line of symmetry.

Perpendicular Axis Theorem

- The moment of inertia (MI) of a plane area about an axis normal to the plane is equal to the sum of the moments of inertia about any two mutually perpendicular axes lying in the plane and passing through the given axis.
- That means the Moment of Inertia $I_z = I_x + I_y$

Parallel Axis Theorem

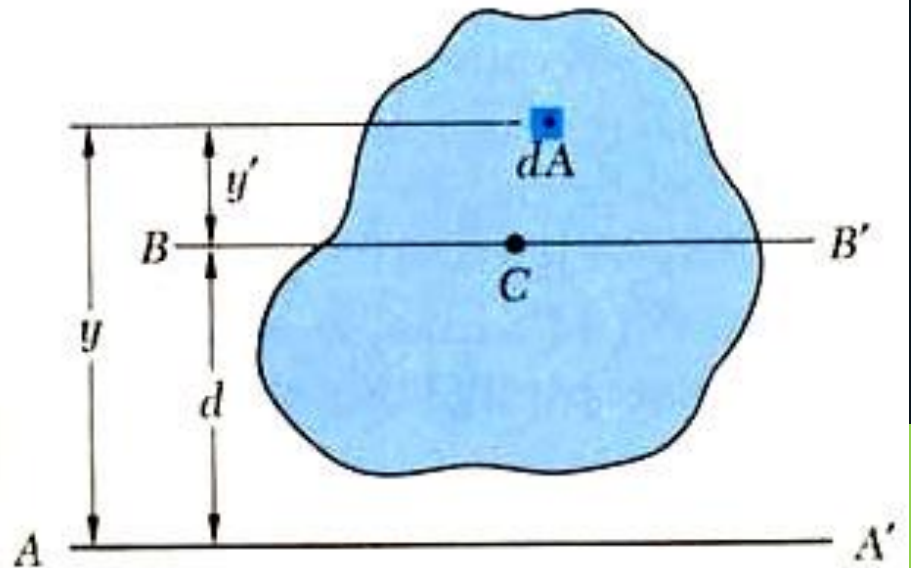
- The moment of area of an object about any axis parallel to the centroidal axis is the sum of MI about its centroidal axis and the product of area with the square of distance of from the reference axis.
- Essentially, $I_{xx} = I_G + Ad^2$
- A is the cross-sectional area.
d is the perpendicular distance between the centroidal axis and the parallel axis.



Parallel Axis Theorem - Derivation

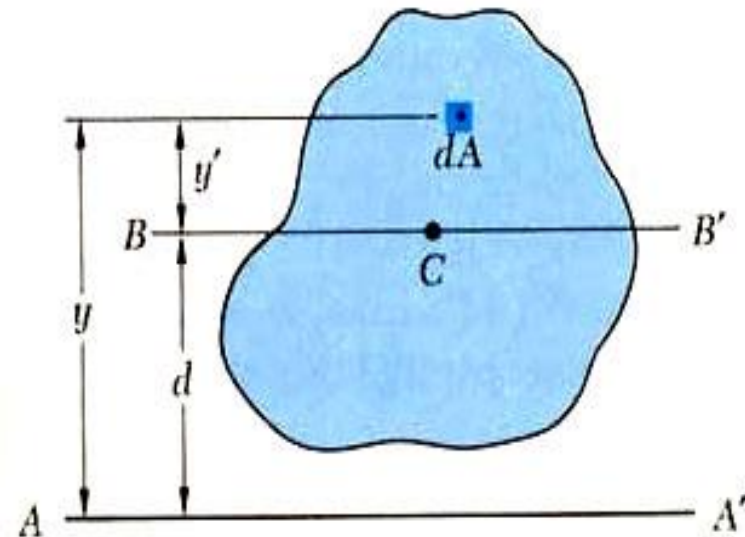
- Consider the moment of inertia I_x of an area A with respect to an axis AA' . Denote by y , the distance from an element of area dA to AA' .

$$I_x = \int y^2 dA$$



Derivation (cont'd)

- Consider an axis BB' parallel to AA' through the centroid C of the area, known as the centroidal axis. The equation of the moment inertia becomes:



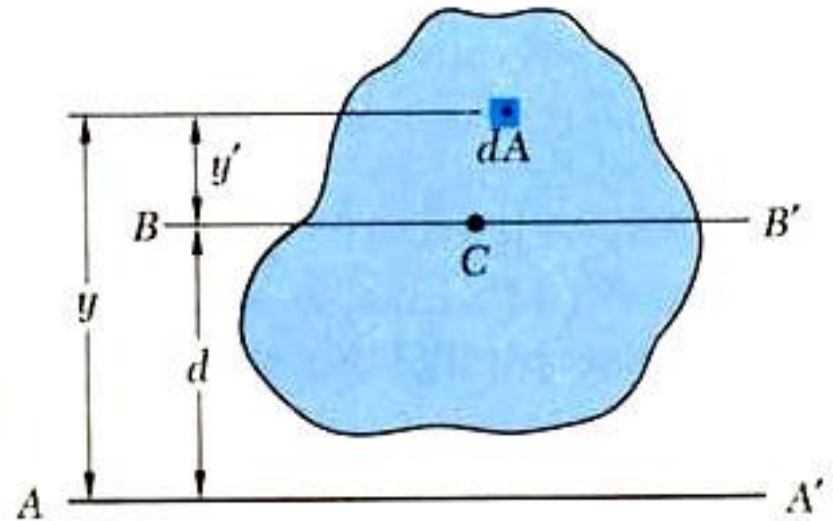
$$I_x = \int y^2 dA = \int (y' + d)^2 dA$$

$$= \int y'^2 dA + 2 \int y' dA + d^2 \int dA$$

Derivation (cont'd)

The first integral is the moment of inertia about the centroid.

$$\overline{I_x} = \int y'^2 dA$$



The second component is the first moment area about the centroid:

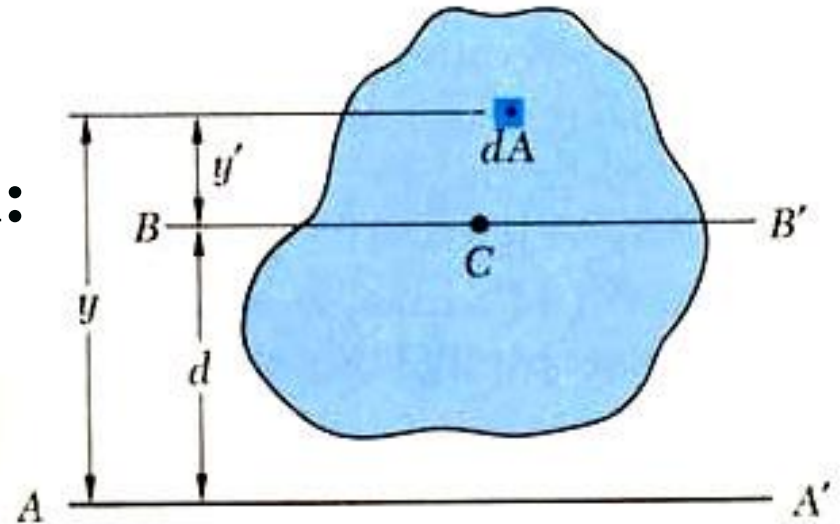
$$\overline{y'}A = \int y' dA \Rightarrow \overline{y'} = 0$$

$$\Rightarrow \int y' dA = 0$$

THE ARC.

Derivation (cont'd)

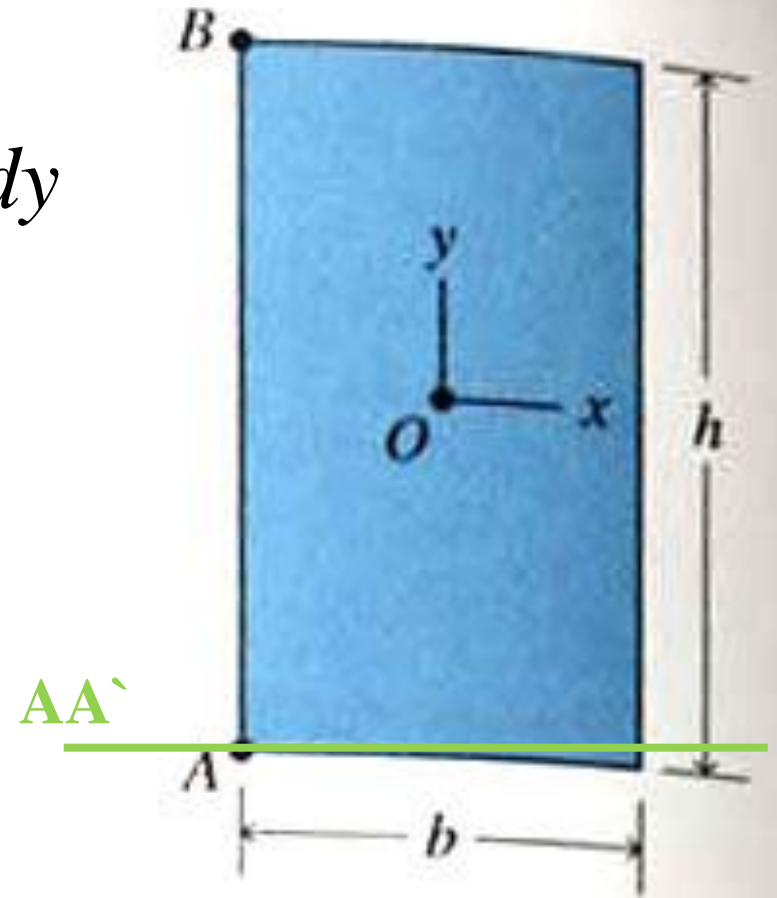
Modify the equation obtained with the parallel axis theorem:



$$I_x = \int y'^2 dA + 2 \int \cancel{y' dA} + d^2 \int dA$$
$$= \overline{I_x} + d^2 A$$

Example

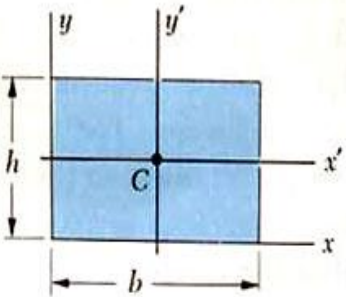
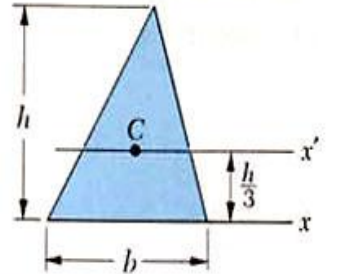
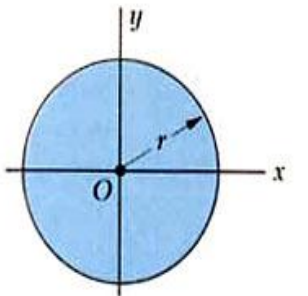
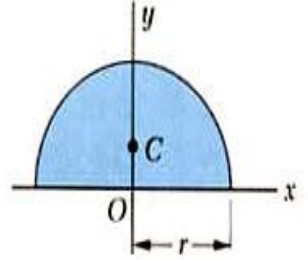
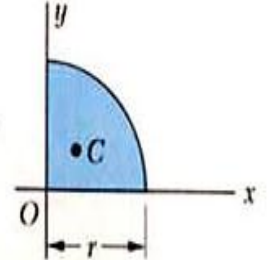
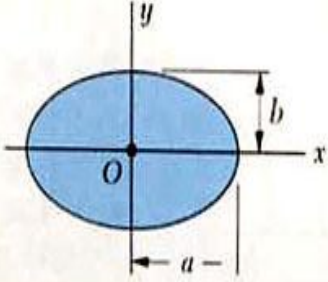
$$I_x = \int_{\text{Area}} y^2 dA = \int_0^h \int_0^b y^2 dx dy$$
$$= \left[b \frac{y^3}{3} \right]_0^h = \frac{bh^3}{3}$$



Alternative Method

- Recall the method of finding centroids of composite bodies?
- Utilizing a known reference table we can use a similar tabulation technique to find the moment of inertia of any composite body.

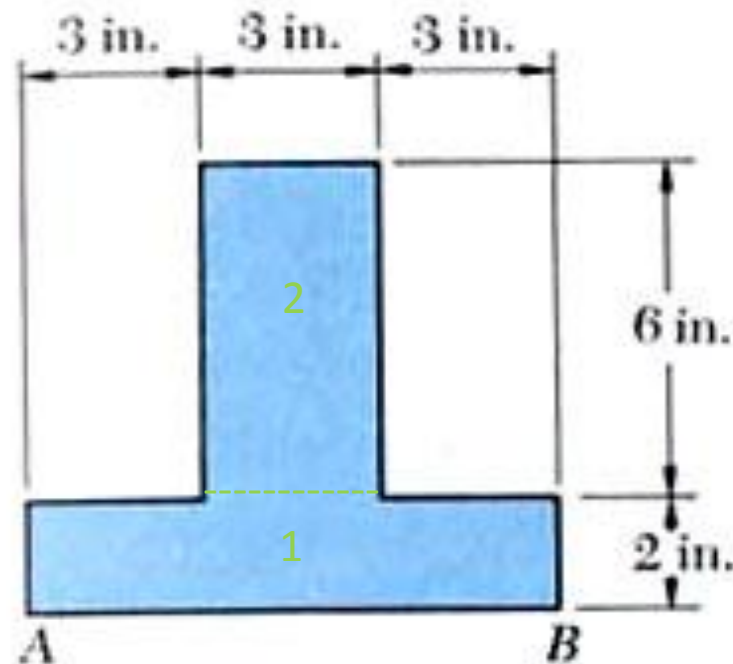
Standard Table Example

Rectangle		$\bar{I}_{x'} = \frac{1}{12}bh^3$ $\bar{I}_{y'} = \frac{1}{12}b^3h$ $I_x = \frac{1}{3}bh^3$ $I_y = \frac{1}{3}b^3h$ $J_C = \frac{1}{12}bh(b^2 + h^2)$
Triangle		$\bar{I}_{x'} = \frac{1}{36}bh^3$ $I_x = \frac{1}{12}bh^3$
Circle		$I_x = I_y = \frac{1}{4}\pi r^4$ $J_O = \frac{1}{2}\pi r^4$
Semicircle		$I_x = I_y = \frac{1}{8}\pi r^4$ $J_O = \frac{1}{4}\pi r^4$
Quarter circle		$I_x = I_y = \frac{1}{16}\pi r^4$ $J_O = \frac{1}{8}\pi r^4$
Ellipse		$\bar{I}_x = \frac{1}{4}\pi ab^3$ $\bar{I}_y = \frac{1}{4}\pi a^3b$ $J_O = \frac{1}{4}\pi ab(a^2 + b^2)$

Example

Find Moment of Inertia of this object:

- First we divide the object into two standard shapes present in the reference tables, then find the MI for each respective shape.

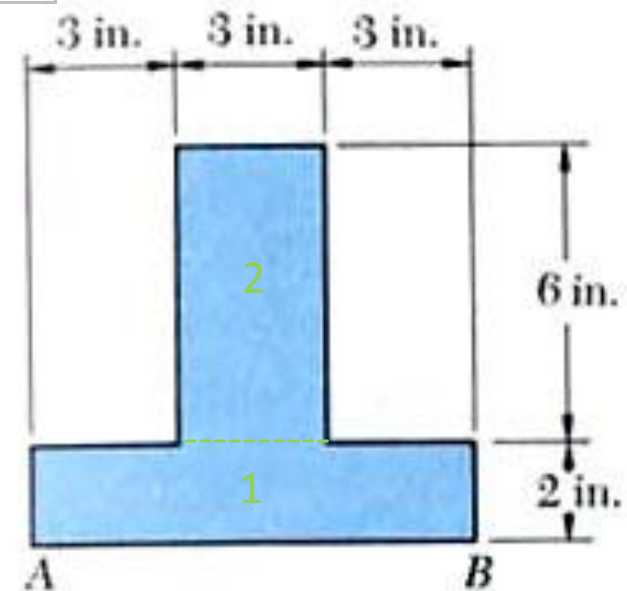


Example (cont'd)

Set up the reference axis at AB and find the centroid:

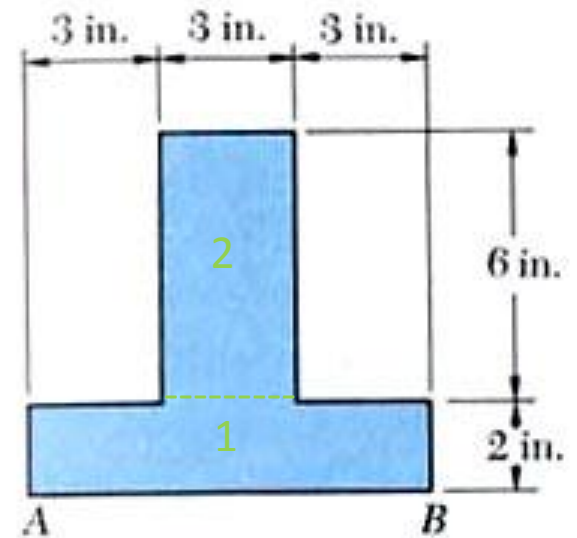
Bodies	A_i	y_i	$y_i \cdot A_i$	I_i	$d_i = y_i - \bar{y}$	$d_i^2 A_i$
1	18	1	18			
2	18	5	90			
	36		108			

$$\bar{y} = \frac{\sum y_i A_i}{\sum A_i} = \frac{108 \text{ in}^3}{36 \text{ in}^2} = 3.0 \text{ in.}$$



Example (cont'd)

Find the moment of inertia from the table:



Bodies	A_i	y_i	$y_i \cdot A_i$	I_i	$d_i = y_i - \bar{y}$	$d_i^2 A_i$
1	18	1	18	6	-2	72
2	18	5	90	54	2	72
	36		108	60		144
\bar{y}	3 in.					
I	204 in ⁴					

$$I_x = \sum \bar{I}_{xi} + \sum (y_i - \bar{y})^2 A_i$$

$$= 60 \text{ in}^4 + 144 \text{ in}^4 = 204 \text{ in}^4$$

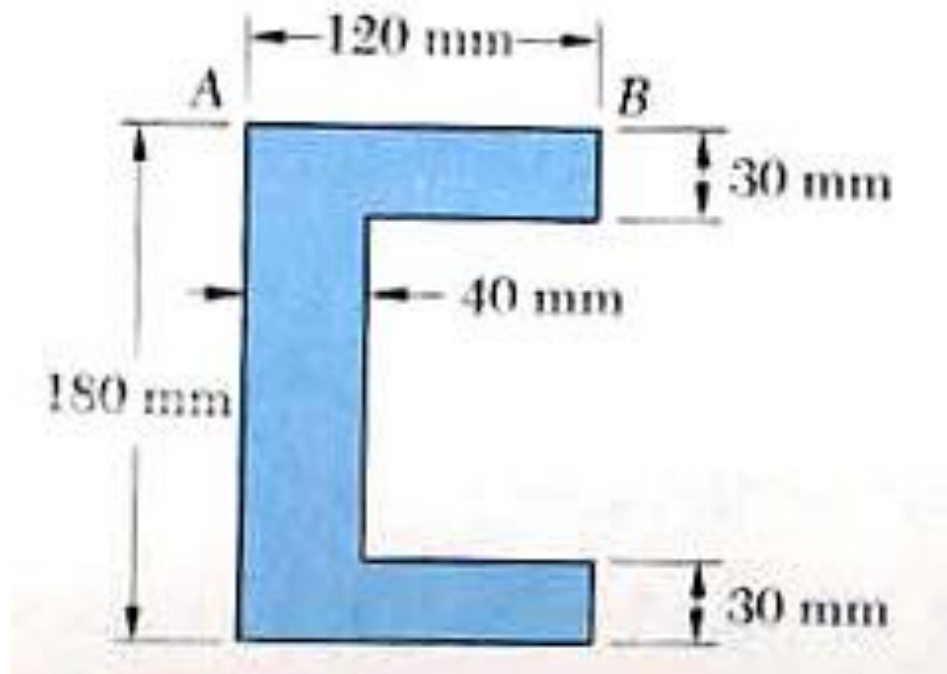
Parallel Axis Theorem

THE

ARC.

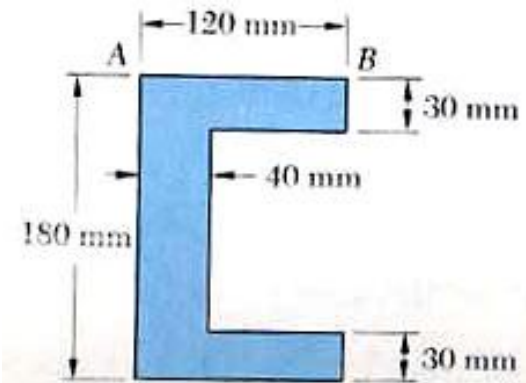
Example

Find the moment of inertia of the body using the same procedure illustrated previously.



Example (cont'd)

Find the MI of the whole rectangle (120mm*180mm) and then subtract the MI of the white rectangle (120mm*80mm) from the total area.



Bodies	A_i	y_i	$y_i \cdot A_i$	I_i	$d_i = y_i - y_{\text{bar}}$	$d_i^2 A_i$
1	21600	90	1944000	58320000	0	0
2	-9600	90	-864000	-11520000	0	0
	12000		1080000	46800000		0
y_{bar}	90 mm					
I	46800000 mm ⁴					