

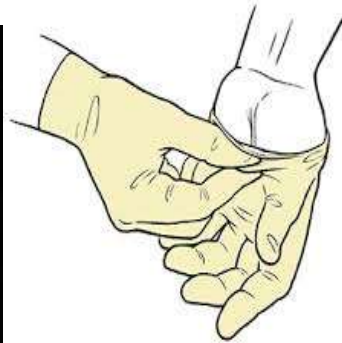
## Lab 1

### Biosafety, laboratory

- 1- **Lab coats:** to protect you and you're clothing from contamination.



- 2- **Gloves:** should be worn for handling blood and body fluids specimens, and during contact with skin of patients with venipunctures.



## Lab 1

3- **Removing the gloves after** completion of work and before leaving the lab washing the hands immediately by the soap or sterilize by **alcohol** or any antibacterial.

4- **Protection the eye, nose and mouth:** worn eye goggles, masks and mechanical pipetting. must be used when diagnose any pathogenic microorganisms and with hazardous liquids.



5- avoid wearing **jewelry** in lab.



6- Never wear **sandals or other open-toed shoes** in the lab. **Footwear** should always **cover** the foot completely.

## Lab 1

- 7- After performing an experiment, you should always wash your hands with **soap and water**.



- 8- When **using lab equipment and chemicals**, be sure to keep your hands away from your body, mouth, eyes, and face.



- 9- Be **sure to read all fire alarm and safety signs** and follow the instructions in the event of an accident or emergency.



- 10- If you notice any unsafe conditions in the lab, let your supervisor know as soon as possible.

## Lab 1

- 11- **Know emergency phone numbers** to use to call for help in case of an emergency.
- 12- Lab areas containing carcinogens, radioisotopes, biohazards, and lasers should be properly marked with the appropriate warning signs.
- 13- Make sure you are aware of where **your lab's exits** and **fire alarms** are located.
- 14- **Avoid eating**, drinking and smoking in the laboratory.



- 15- **Food and drink are not stored** in refrigerators and freezer of laboratory.



- 16- Place signal on container that contain hazard materials.

## Lab 1

- 17- All biohazardous materials should be place in biohazard bag to **autoclave**.



CE

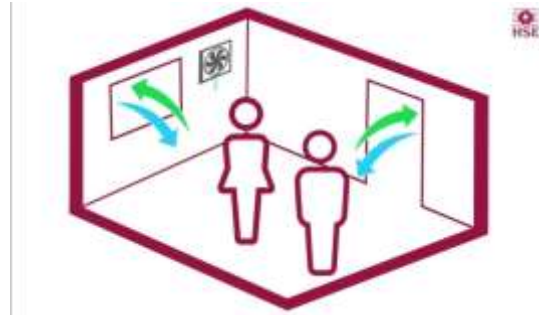
- 18- Use of biosafety **hood**.



- 19- **Immunization** if relevant vaccines are available.
- 20- If there is a fire drill, be sure to turn off all electrical equipment and close all containers.

## Lab 1

21- Always work in properly-ventilated areas.



22- Do not chew gum, drink, or eat while working in the lab.

23- Laboratory glassware should never be utilized as food or beverage containers.



24- Each time you use glassware, be sure to check it for cracks. Notify your lab supervisor of any **damaged** glassware so it can be properly disposed of.





## Lab 1

25- If an instrument or piece of equipment fails during use, or isn't operating properly, report the issue to a technician right away. Never try to repair an equipment problem on your own.

26- If you notice any unsafe conditions in the lab, let your supervisor know as soon as possible.

27- Never smell or taste chemicals.



27- Do not pipette by mouth.



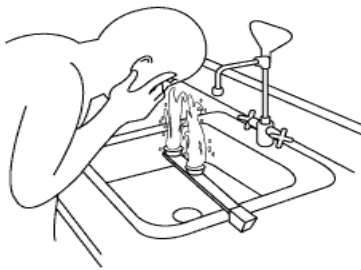
28- Make sure you always follow the proper procedures for disposing lab waste.



## Lab 1

29- Report all injuries, accidents, and broken equipment or glass right away, even if the incident seems small or unimportant.

30- In the event of a chemical splashing into your eye(s) or on your skin, immediately flush the affected area(s) with running **water** for at least 20 minutes.



31- If you are the last person to leave the lab, make sure to lock all the doors and turn off all ignition sources.





first stag

أسس التقنيات  
الاحيائية

## Lab 1

نشاط

